

12 April 2019



## The PMI

Depending on your perspective, NZ's Performance of Manufacturing Index (PMI) was either doing it tough in March or toughing it out relatively well. Its seasonally adjusted index certainly slowed, to 51.9 – from 53.4 in February (which just happened to be the long-term norm). There were still indications of inventory indigestion, but arguably not as obvious as in February. Still, new orders (52.5) and production (51.4) were running below par, as were deliveries of raw materials (52.3) to some degree. In contrast, the March PMI had an above-trend employment index (51.9). The NZ PMI was doing relatively well, broadly speaking, in a global context (more on that below).

## QSBO

That New Zealand's manufacturing industry was toughing it out, was also the memo from the latest NZIER Quarterly Survey of Business Opinion (QSBO). Sure, it found manufacturers decidedly downbeat about the general economic outlook. However, when it came to own-activity, the QSBO showed manufacturing more mixed than it was negative. Interestingly, the sector's export indicators have been holding up better than their domestic pointers. Investment intentions, meanwhile, have broadly recovered since a very weak spot back in Q3 2018, and inventory looked to be under control (although overdue debtors were creeping upwards, as something to watch).

## Capacity/Pricing

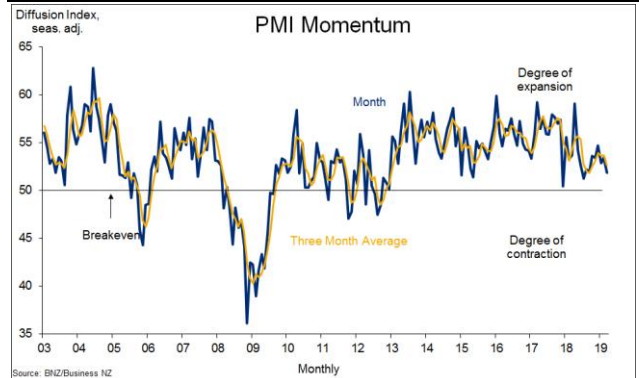
QSBO indicators on manufacturing capacity and inflation were also mixed. For the NZIER measure of capacity utilisation, CUBO, it came off the boil a bit further in Q1 – although at 90.9% was still above average. In sharp contrast, difficulty in finding staff was getting ever more severe. It's hard to keep expanding output when there is an intensifying lack of labour, and turnover indicators in the QSBO have become high. On the inflation side, there is certainly a lot of this coming through costs – both experienced and expected. Yet pricing indicators remain moderate. This is reflected in weakened profit gauges.

## Global

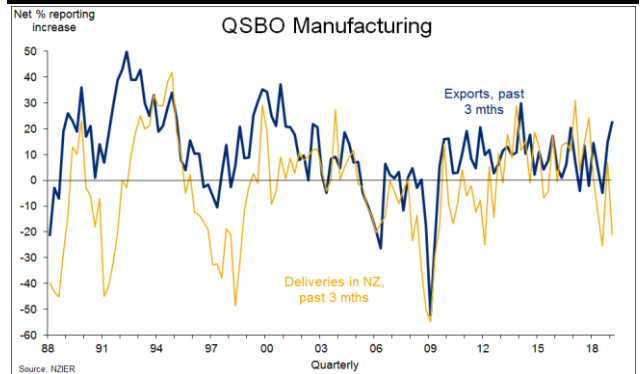
Slow as it might appear, New Zealand's PMI of 51.9 in March was certainly doing well in a global context. Of all the deceleration that has occurred in the world economy over the last 6-12 months, manufacturing has been at the forefront. This has been tied to a rocky patch in cross-border trade, and a reservation regarding investment – all aggravated by unresolved "trade tensions" and uncertainties between major countries and blocs. For reference, the global PMI came in at 50.6 in March – so barely above the breakeven mark of 50 which demarcates expansion from contraction. Still, this was a stabilisation from February (also 50.6) and well clear of the 34.3 level in plumbed during the worst of the GFC.

[craig\\_ebert@bnz.co.nz](mailto:craig_ebert@bnz.co.nz)

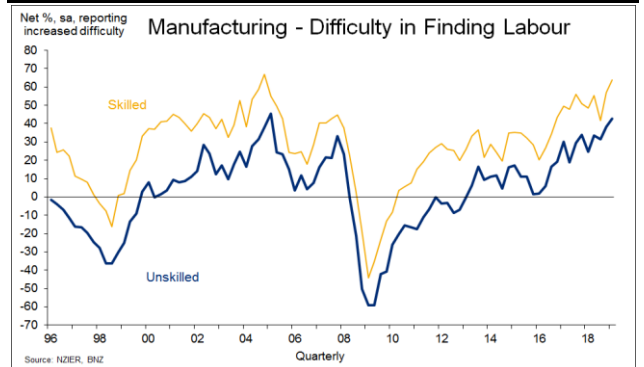
### Hanging in There



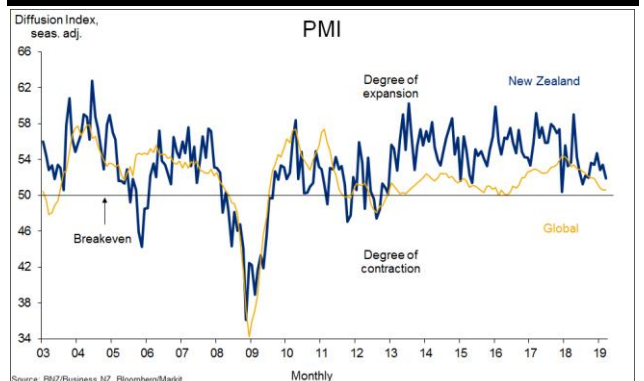
### Up and Down



### Look No Further



### Not The End of The World (As We Know It)



## Contact Details

### BNZ Research

**Stephen Toplis**

Head of Research  
+64 4 474 6905

**Craig Ebert**

Senior Economist  
+64 4 474 6799

**Doug Steel**

Senior Economist  
+64 4 474 6923

**Jason Wong**

Senior Markets Strategist  
+64 4 924 7652

**Nick Smyth**

Interest Rates Strategist  
+64 4 924 7653

### Main Offices

**Wellington**

Level 4, Spark Central  
42-52 Willis Street  
Private Bag 39806  
Wellington Mail Centre  
Lower Hutt 5045  
New Zealand  
Toll Free: 0800 283 269

**Auckland**

80 Queen Street  
Private Bag 92208  
Auckland 1142  
New Zealand  
Toll Free: 0800 283 269

**Christchurch**

111 Cashel Street  
Christchurch 8011  
New Zealand  
Toll Free: 0800 854 854

### National Australia Bank

**Ivan Colhoun**

Global Head of Research  
+61 2 9237 1836

**Alan Oster**

Group Chief Economist  
+61 3 8634 2927

**Ray Attrill**

Head of FX Strategy  
+61 2 9237 1848

**Skye Masters**

Head of Fixed Income Research  
+61 2 9295 1196

**Wellington**

Foreign Exchange +800 642 222  
Fixed Income/Derivatives +800 283 269

**Sydney**

Foreign Exchange +61 2 9295 1100  
Fixed Income/Derivatives +61 2 9295 1166

**London**

Foreign Exchange +44 20 7796 3091  
Fixed Income/Derivatives +44 20 7796 4761

**New York**

Foreign Exchange +1 212 916 9631  
Fixed Income/Derivatives +1 212 916 9677

**Hong Kong**

Foreign Exchange +85 2 2526 5891  
Fixed Income/Derivatives +85 2 2526 5891

**Analyst Disclaimer:** The Information accurately reflects the personal views of the author(s) about the securities, issuers and other subject matters discussed, and is based upon sources reasonably believed to be reliable and accurate. The views of the author(s) do not necessarily reflect the views of the NAB Group. No part of the compensation of the author(s) was, is, or will be, directly or indirectly, related to any specific recommendations or views expressed. Research analysts responsible for this report receive compensation based upon, among other factors, the overall profitability of the Global Markets Division of NAB.

NAB maintains an effective information barrier between the research analysts and its private side operations. Private side functions are physically segregated from the research analysts and have no control over their remuneration or budget. The research functions do not report directly or indirectly to any private side function. The Research analyst might have received help from the issuer subject in the research report.

New Zealand: This publication has been provided for general information only. Although every effort has been made to ensure this publication is accurate the contents should not be relied upon or used as a basis for entering into any products described in this publication. To the extent that any information or recommendations in this publication constitute financial advice, they do not take into account any person's particular financial situation or goals. Bank of New Zealand strongly recommends readers seek independent legal/financial advice prior to acting in relation to any of the matters discussed in this publication. Neither Bank of New Zealand nor any person involved in this publication accepts any liability for any loss or damage whatsoever may directly or indirectly result from any advice, opinion, information, representation or omission, whether negligent or otherwise, contained in this publication. **National Australia Bank Limited is not a registered bank in New Zealand.**

USA: If this document is distributed in the United States, such distribution is by nabSecurities, LLC. This document is not intended as an offer or solicitation for the purchase or sale of any securities, financial instrument or product or to provide financial services. It is not the intention of nabSecurities to create legal relations on the basis of information provided herein.